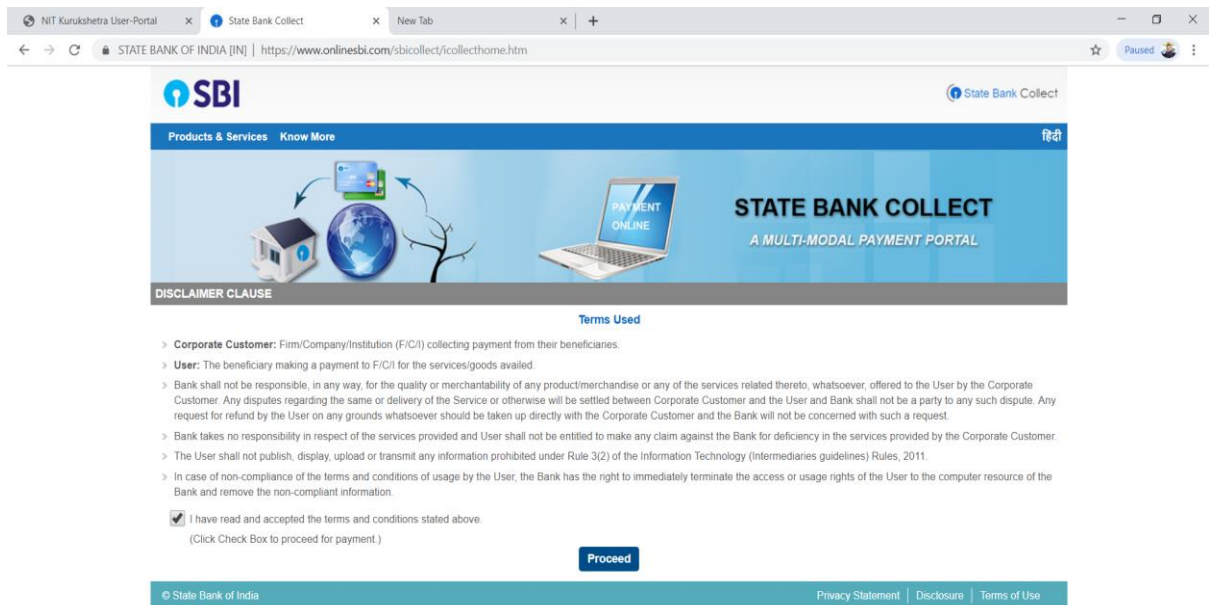


Link and Steps to follow to pay registration fee through SBI Collect for Data Analytics Short Term Course (STC) to be held from June 26-30 | 2019

Step 1. Open <https://www.onlinesbi.com/sbicollect/icollecthome.htm>

Step 2. Click **check box** and **proceed** as shown below:

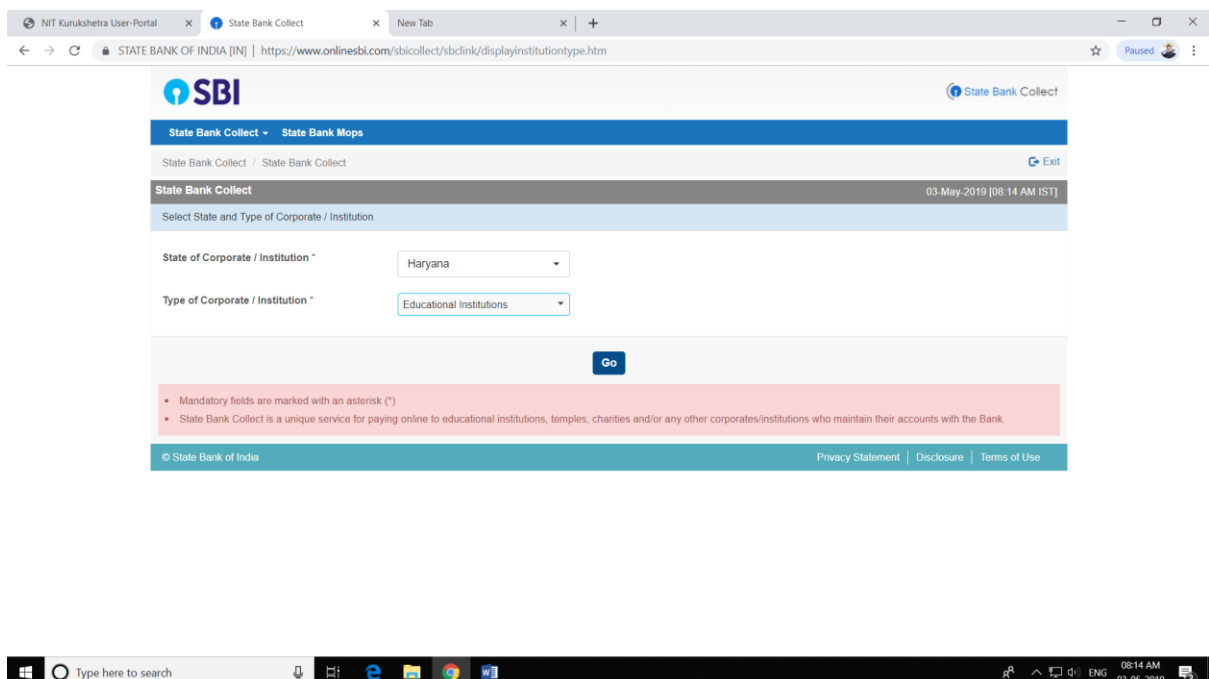


The screenshot shows the SBI Collect homepage. At the top, there is a navigation bar with the SBI logo and 'State Bank Collect' text. Below this is a banner with the text 'STATE BANK COLLECT A MULTI-MODAL PAYMENT PORTAL'. The main content area contains a 'DISCLAIMER CLAUSE' section with a 'Terms Used' link. The disclaimer text includes:

- > **Corporate Customer:** Firm/Company/Institution (F/CI) collecting payment from their beneficiaries.
- > **User:** The beneficiary making a payment to F/CI for the services/goods availed.
- > Bank shall not be responsible, in any way, for the quality or merchantability of any product/merchandise or any of the services related thereto, whatsoever, offered to the User by the Corporate Customer. Any disputes regarding the same or delivery of the Service or otherwise will be settled between Corporate Customer and the User and Bank shall not be a party to any such dispute. Any request for refund by the User on any grounds whatsoever should be taken up directly with the Corporate Customer and the Bank will not be concerned with such a request.
- > Bank takes no responsibility in respect of the services provided and User shall not be entitled to make any claim against the Bank for deficiency in the services provided by the Corporate Customer.
- > The User shall not publish, display, upload or transmit any information prohibited under Rule 3(2) of the Information Technology (Intermediaries guidelines) Rules, 2011.
- > In case of non-compliance of the terms and conditions of usage by the User, the Bank has the right to immediately terminate the access or usage rights of the User to the computer resource of the Bank and remove the non-compliant information.

Below the disclaimer, there is a checkbox that is checked, with the text: 'I have read and accepted the terms and conditions stated above. (Click Check Box to proceed for payment.)'. A 'Proceed' button is located below the checkbox. At the bottom of the page, there is a footer with '© State Bank of India' and links for 'Privacy Statement', 'Disclosure', and 'Terms of Use'.

Step 3. Select state **Haryana** and Type of institution **Educational Institutions**

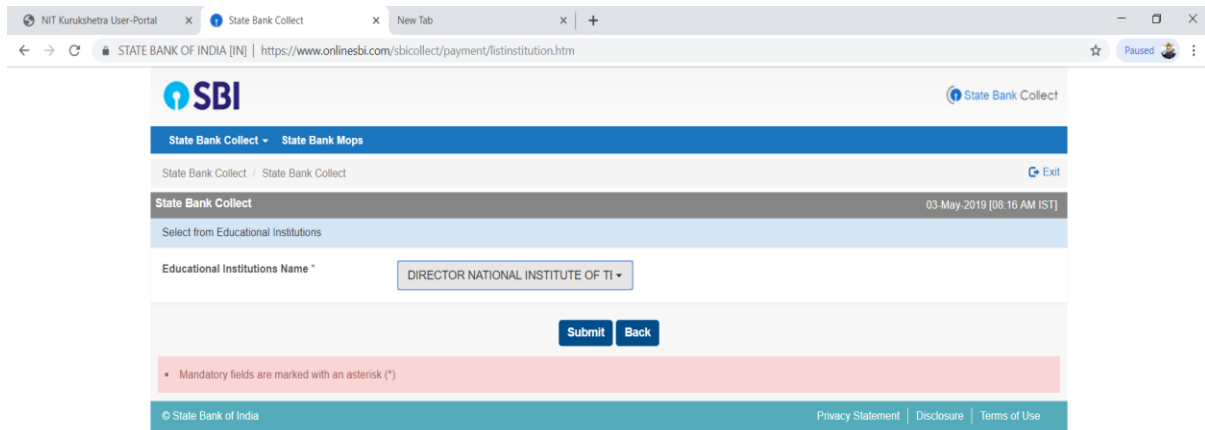


The screenshot shows the 'State Bank Mops' page on the SBI Collect website. The page has a breadcrumb trail: 'State Bank Collect > State Bank Mops'. Below this, there is a section titled 'State Bank Collect' with a timestamp '03-May-2019 [08:14 AM IST]'. The main content area is titled 'Select State and Type of Corporate / Institution'. It contains two dropdown menus: 'State of Corporate / Institution *' with 'Haryana' selected, and 'Type of Corporate / Institution *' with 'Educational Institutions' selected. A 'Go' button is located below the dropdowns. A red banner at the bottom of the form area contains the following text:

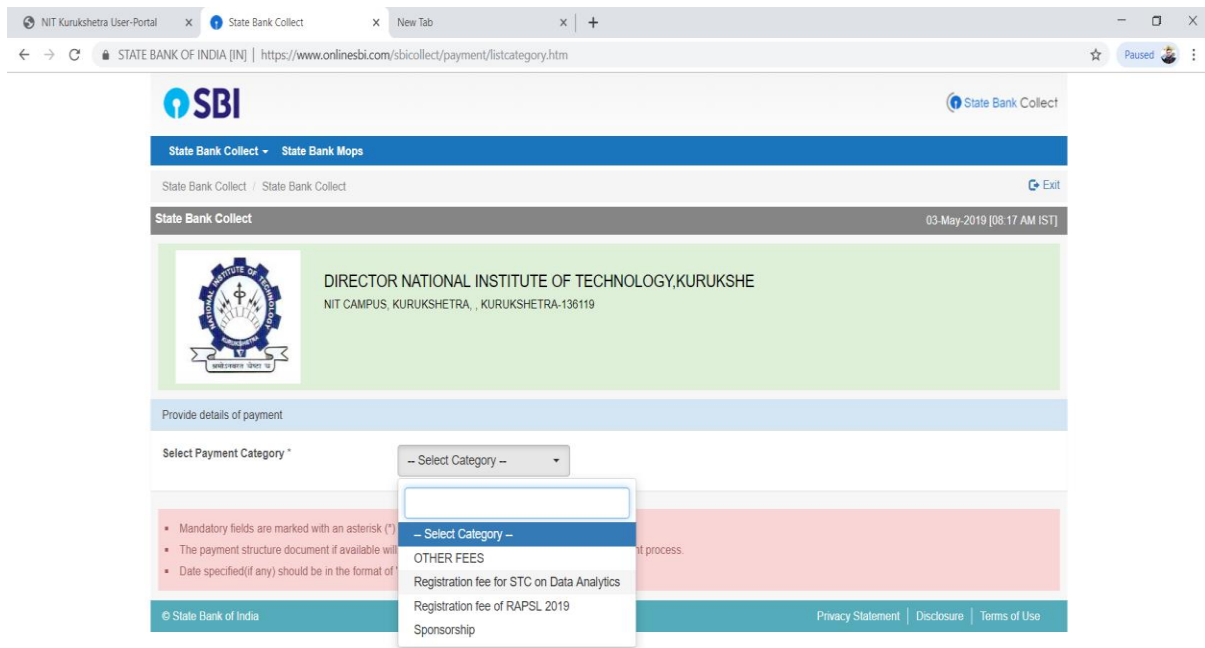
- Mandatory fields are marked with an asterisk (*)
- State Bank Collect is a unique service for paying online to educational institutions, temples, charities and/or any other corporates/institutions who maintain their accounts with the Bank

The footer at the bottom of the page includes '© State Bank of India' and links for 'Privacy Statement', 'Disclosure', and 'Terms of Use'.

Step 4. Select Educational Institutions Name: **DIRECTOR NATIONAL INSTITUTE OF TECH**



Step 5. Select Payment Category: **Registration fee for STC on Data Analytics**



Step 6. Fill all the required details. **Please select that same amount from both registration fee as per applicable**

The screenshot shows a web browser window with the URL <https://www.onlinesbi.com/sbicollect/payment/showpaymentdetails.htm>. The form is titled "STATE BANK OF INDIA [IN]". It contains the following fields and options:

- Select Payment Category ***: Registration fee for STC on E
- Name ***: Virender Ranga
- Email ID ***: virender.ranga@nitkr.ac.in
- Mobile No ***: 9416158283
- Category ***: Faculty
- Registration Fee ***: 11800
- Registration Fee ***: 11800
- Remarks**: Registration fee for STC on Data Analytics to be held from 26-30 June 2019

Below the form, there is a section for personal or corporate banking details:

- Please enter your Name, Date of Birth (For Personal Banking) / Incorporation (For Corporate Banking) & Mobile Number. This is required to reprint your e-receipt / remittance(PAP) form, if the need arises.**
- Name ***: Virender Ranga
- Date Of Birth / Incorporation ***: [Calendar icon]
- Mobile Number ***: [Input field]
- Enter the text as shown in the image ***: 337F1

At the bottom of the form, there are three buttons: **Submit**, **Reset**, and **Back**. A red banner at the bottom of the form states: "Mandatory fields are marked with an asterisk (*)".

Step 7. **Submit**