


ONE WEEK WORKSHOP  
ON

# ADVANCED PANEL DATA ANALYSIS

JUNE 03 – 07, 2024 

**PATRON:** Prof. B. V. Ramana Reddy, Director NIT KKR

**ADVISOR:** Prof. Neeraj Kaushik, Associate Professor & Head

**CONVENER:** Dr. Mohd. Firoz, Assistant Professor

**CO-ORDINATORS:** Dr. Priyanka Sihag, Assistant Professor  
Dr. Mohit Kumar Ojha, Assistant Professor



**ORGANISED BY**

**Department of Business Administration**

[www.nitkk.ac.in](http://www.nitkk.ac.in)

## NATIONAL INSTITUTE OF TECHNOLOGY, KURUKSHETRA

NIT Kurukshetra, formerly known as Regional Engineering College, Kurukshetra was founded in 1963. It was conferred upon the NIT status, with Deemed University on June 26, 2002. The Institute was granted the status of Institution of National Importance in 2007. The Institute offers several courses, in various disciplines of B. Tech, M. Tech, MBA, MCA & Ph.D. with an annual intake of 1500 students and has excellent facilities for advanced research in the emerging areas of Engineering, Science, Technology, and Management. The institute has well qualified and dedicated faculty along with supporting staff, laboratories and other infrastructure.

## ABOUT THE DEPARTMENT

The Department of Business Administration, NIT Kurukshetra has been actively pursuing management education, research and manpower training programs for producing globally competent management professionals since its establishment in 2006. In short span of existence, the department has achieved the recognition of being a leading Centre of management education in the region.

## ABOUT THE WORKSHOP

The Workshop is intended to provide as a demanding orientation to time series and panel data econometrics and their applications. Time series and Panel data analysis are emerging as two of the most promising fields of empirical social research, and it is anticipated that this workshop will offer a suitable platform for Research Scholars and Faculty Members to comprehend the theoretical and empirical issues associated in these fields. In addition, the workshop will give participants hands-on practice using panel data analysis methodologies.

# SCHEDULE

NITKKR

WORKSHOP SCHEDULE

## DAY ONE

- Basics of Financial Research
- Data Sources, Data Extraction
- Financial Theories and Financial Modelling
- Empirical Issues in Finance Research

## DAY TWO

- Basics of Regression, Multiple Regression Model
- OLS Assumptions, Omitted Variable Bias & Endogeneity
- Models with Binary DV & IDV: Logit and Probit Model
- Time Series and Challenges in Time Series

## DAY THREE

- Basics of Panel Data, Individual Effect, Time Effect
- Panel Data Regression, Estimation Models
- First Difference Model, LSDV
- Random Effect Model and Hausman Test, SUR Method

## DAY FOUR

- Dynamic Panel (DP) Data Models,
- Instrumental Variable, GMM, Nickell Bias, System GMM
- Post Estimation Challenges in DP, Sargan Test
- DID, RDD, PSM

## DAY FIVE

- Research Paper Writing for Quality Journals  
the do's and don'ts



**Workshop Fees: ₹ 5000\* (For Faculty and Industry Representative)**

**₹ 4000\* (For Research Scholars)**

**\*Includes lunch & tea snacks**

**(Payment will be Non-refundable)**

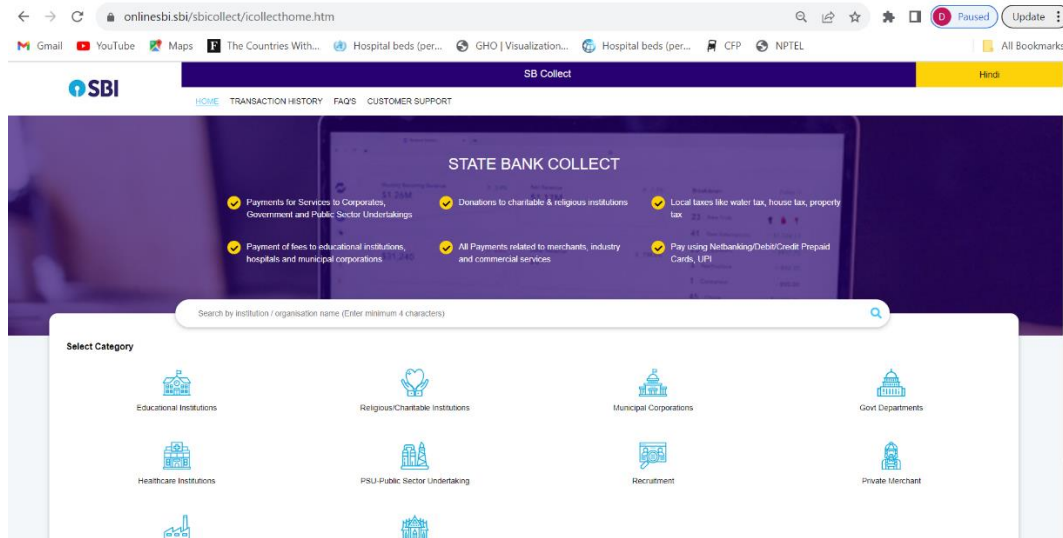
<b>OTHER RELEVANT INFORMATION</b>	
<b>No. of seats</b>	<b>Limited to 50 participants only</b> (First Come, First-Served Basis)
<b>Venue</b>	Department of Business Administration, NIT KKR, Haryana
<b>External Resource Persons</b>	Prof C. P. Gupta Dr. Mikhlesh Yadav Prof. Tanuj Nandan
<b>Accommodation</b>	Accommodation (including breakfast & dinner) may be arranged for the interested participants on Twin sharing <b>PAYMENT basis in Hostels</b>
<b>Contact</b>	Mr. Nitish Kumar Mobile: +91-7398142281 Ms. Nitu Mobile: +91-7764020618 Email: apdaworkshop2024@gmail.com
<b>Payment Mode</b>	Online through SBI Collect <a href="https://www.onlinesbi.sbi/sbicollect/icollethome.htm">https://www.onlinesbi.sbi/sbicollect/icollethome.htm</a>
<b>Registration link</b>	<a href="https://forms.gle/vSkd9rsKiz2c72Px8">https://forms.gle/vSkd9rsKiz2c72Px8</a>

# SBI Collect Payment System

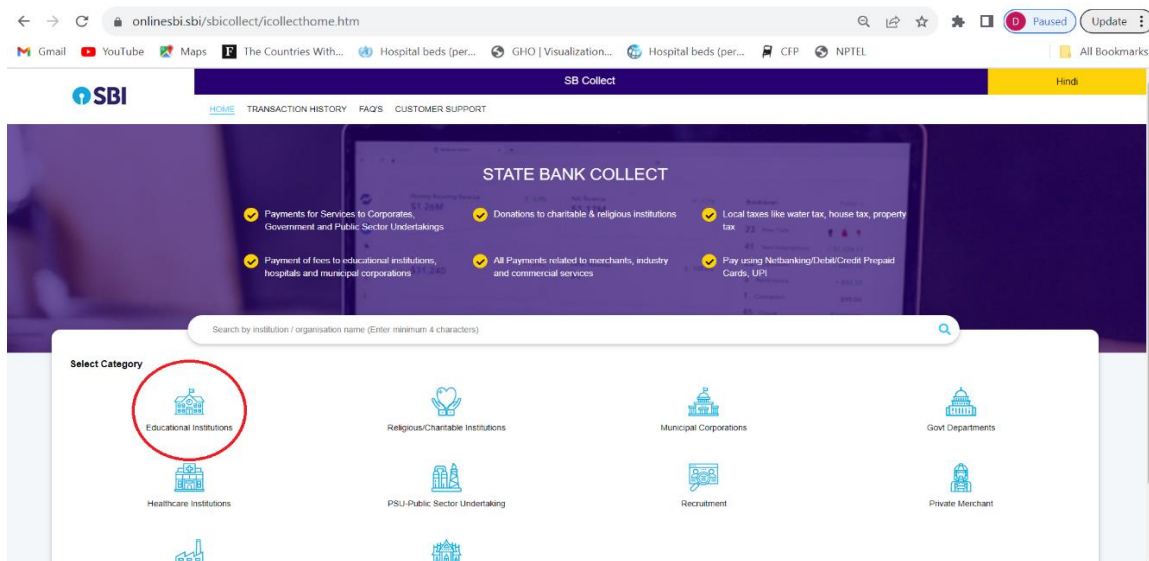
## Step – by – Step Process

Step 1: Go to <https://www.onlinesbi.sbi/sbcollect/icollecthome.htm>

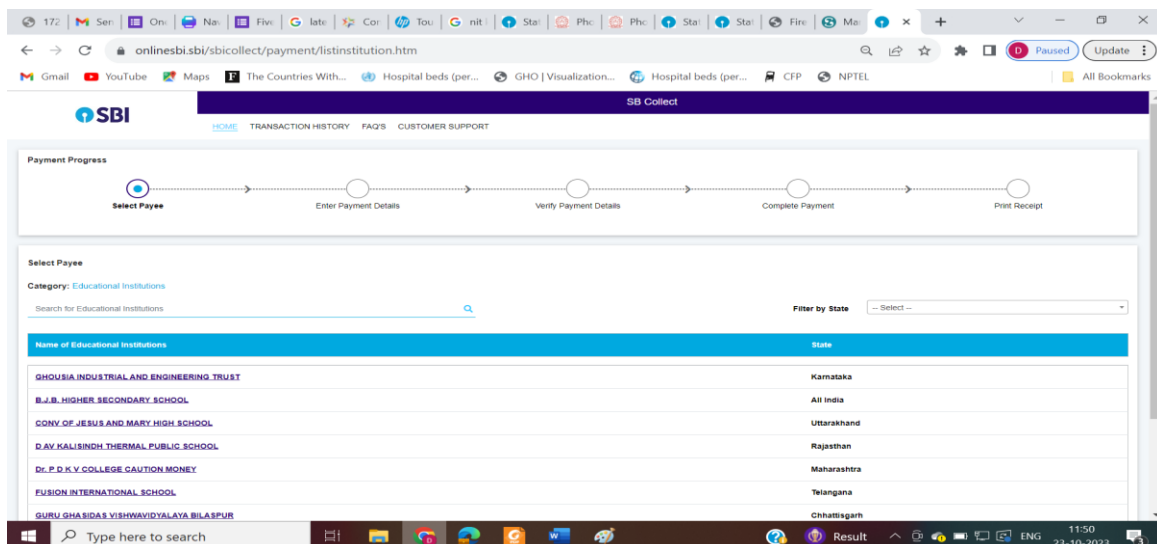
You will find following page



Step 2: Go to 'Educational Institutions' Tab



You will be redirected to following page:



### Step 3: Under 'Filter by State' Drop down menu select 'Haryana' as shown below:

The screenshot shows the SBI SB Collect website interface. At the top, there is a navigation bar with the SBI logo and links for HOME, TRANSACTION HISTORY, FAQ'S, and CUSTOMER SUPPORT. Below this is a 'Payment Progress' section with a five-step process: Select Payee, Enter Payment Details, Verify Payment Details, Complete Payment, and Print Receipt. The 'Select Payee' step is currently active. Underneath, there is a 'Select Payee' section with a category dropdown set to 'Educational Institutions' and a search bar. A 'Filter by State' dropdown menu is highlighted with a red box, showing 'Haryana' selected. Below this is a table listing educational institutions in Haryana.

Name of Educational Institutions	State
ADARSH MAHLA MAHAVIDYALAYA BHIWANI	Haryana
AFC SR SEC SCHOOL	Haryana
AFS AMBALA INB	Haryana
AIR FORCE SCHOOL KALPI	Haryana
AKASH PUBLIC SCHOOL	Haryana
ARYAN PUBLIC SCHOOL AGROHA	Haryana
BKN GOVT POLYTECHNIC HARNAUL	Haryana

### Step 4: Under 'Category Educational Institution' Drop down menu select 'Director NIT' as shown below:

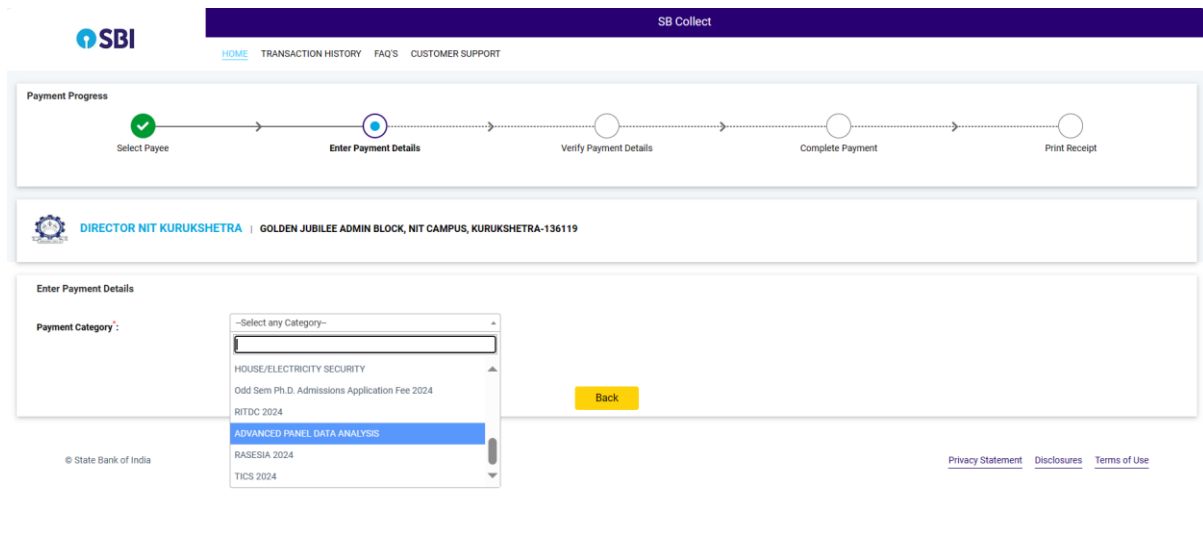
The screenshot shows the SBI SB Collect website interface. The 'Select Payee' section is highlighted with a red box. The category dropdown menu is set to 'Director NIT'. The 'Filter by State' dropdown menu is still set to 'Haryana'. Below this, a table lists educational institutions in Haryana, with 'DIRECTOR NIT KURUKSHETRA' highlighted. The table shows 1 entry out of 7,084 total entries.

Name of Educational Institutions	State
DIRECTOR NIT KURUKSHETRA	Haryana

### Step 5: Click on 'DIRECTOR NIT KURUKSHETRA' tab as indicated in above image and you will be redirected to following page:

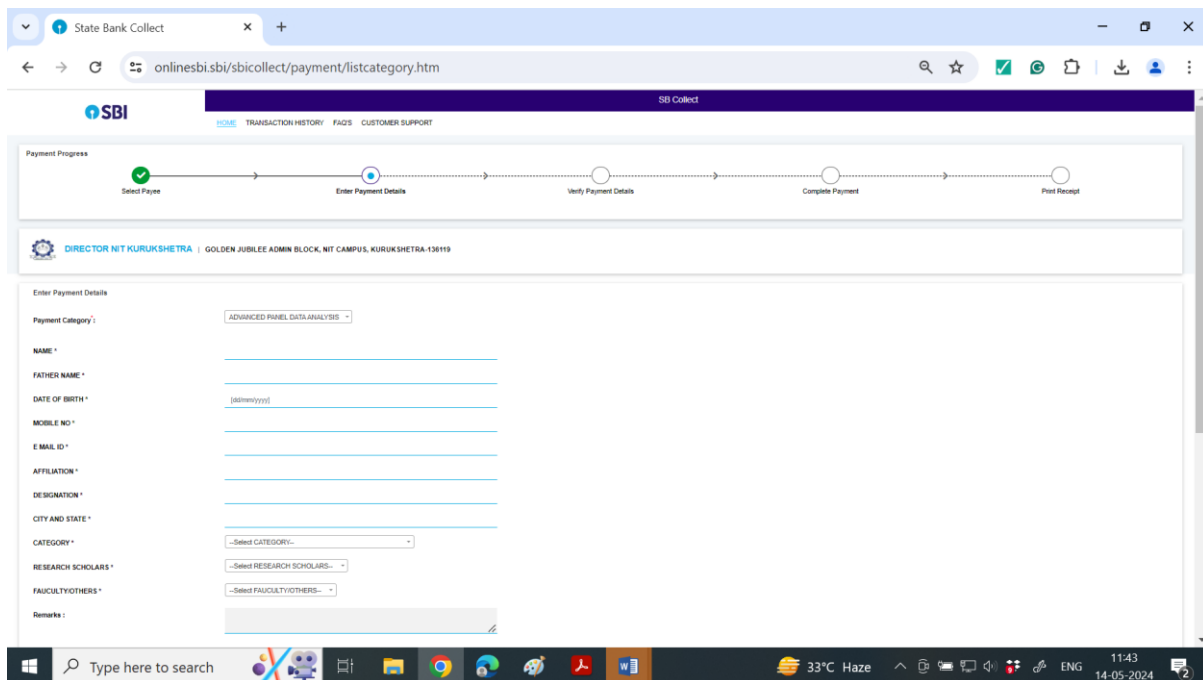
The screenshot shows the SBI SB Collect website interface. The 'Payment Progress' section shows the 'Select Payee' step completed with a green checkmark. The 'Enter Payment Details' step is currently active. The 'DIRECTOR NIT KURUKSHETRA' tab is selected, and the page displays the institution's name and address: 'DIRECTOR NIT KURUKSHETRA | GOLDEN JUBILEE ADMIN BLOCK, NIT CAMPUS, KURUKSHETRA-136119'. Below this is a 'Payment Category' dropdown menu set to '--Select any Category--'. A 'Back' button is visible at the bottom.

## Step 6: Under 'Payment Category' drop down menu; select 'ADVANCED PANEL DATA ANALYSIS' option (as displayed below):

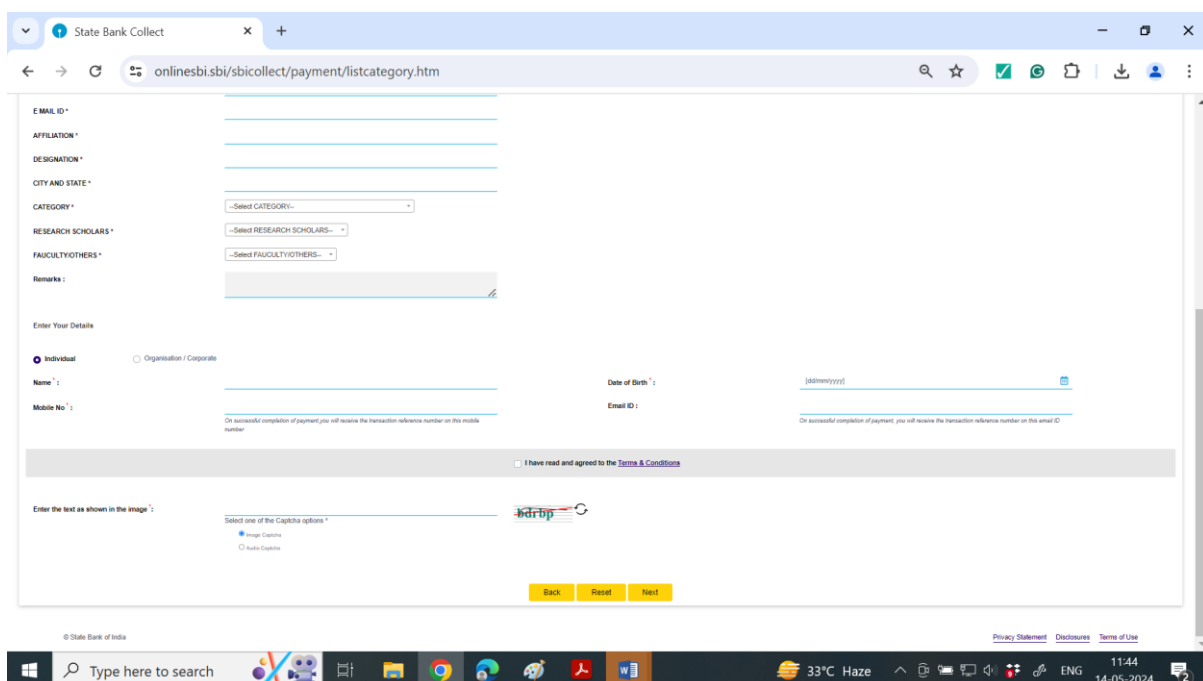


The screenshot shows the SBI SB Collect interface. At the top, there's a navigation bar with 'HOME', 'TRANSACTION HISTORY', 'FAQ'S', and 'CUSTOMER SUPPORT'. Below that is a 'Payment Progress' bar with five steps: 'Select Payee' (completed), 'Enter Payment Details' (current), 'Verify Payment Details', 'Complete Payment', and 'Print Receipt'. The main content area is titled 'Enter Payment Details' and includes the SBI logo and the user's name 'DIRECTOR NIT KURUKSHETRA | GOLDEN JUBILEE ADMIN BLOCK, NIT CAMPUS, KURUKSHETRA-136119'. The 'Payment Category' dropdown is open, displaying a list of categories. The 'ADVANCED PANEL DATA ANALYSIS' option is selected and highlighted in blue. A yellow 'Back' button is visible to the right of the dropdown. At the bottom, there are links for 'Privacy Statement', 'Disclosures', and 'Terms of Use'.

## Step 7: You will be redirected to following page



This screenshot shows the 'Enter Payment Details' form with the 'Payment Category' dropdown set to 'ADVANCED PANEL DATA ANALYSIS'. The form includes fields for 'NAME', 'FATHER NAME', 'DATE OF BIRTH' (with a date picker), 'MOBILE NO', 'E MAIL ID', 'AFFILIATION', 'DESIGNATION', 'CITY AND STATE', 'CATEGORY', 'RESEARCH SCHOLARS', and 'FAUCULTY/OTHERS'. There is also a 'Remarks' text area. The browser's taskbar at the bottom shows the system time as 11:43 on 14-05-2024 and the temperature as 33°C Haze.



This screenshot shows the 'Enter Your Details' form. It includes radio buttons for 'Individual' (selected) and 'Organisation / Corporate'. There are fields for 'Name', 'Date of Birth' (with a date picker), 'Mobile No', and 'Email ID'. Below these fields, there is a checkbox for 'I have read and agreed to the Terms & Conditions' which is checked. The 'Enter the text as shown in the image' section contains a Captcha image and a text input field. At the bottom, there are 'Back', 'Reset', and 'Next' buttons. The browser's taskbar at the bottom shows the system time as 11:44 on 14-05-2024 and the temperature as 33°C Haze.

**Step 8: Fill all the required details as asked in the page**

**Step 9: After filling all the details and entering captcha; click on Next tab as shown in above image and proceed for payment as per payment method of your choice.**

**Step 10: After payment, Fill the '*Google Form*' for registration (link is provided below) in the workshop:**

**<https://forms.gle/vSkd9rsKiz2c72Px8>**